



**Bulphan**

Church of England Academy



**Floppy's**  
**Phonics**

# What is Phonics?

- Phonics is a way of teaching reading where your child is taught to read letters or groups of letters by saying the sound(s) they represent. Children will read words by blending the sounds together e.g. sh – i – p, ship.
- The goal of phonics is for children to use sound-spelling relationships so that they can decode, or sound out, words.
- Decoding ability is a crucial element in reading success and will help your child become a fluent reader and understand what they are reading.



# What is the Purpose of Phonics?

- Phonics helps children to **read unfamiliar words** by themselves by decoding them.
- Phonics **improves spelling** ability. Children can use their phonics knowledge to sound out words and spell. This supports them recognising spelling patterns.
- Studies show that **half** of all English words can be spelt with phonics rules that relate to one letter to one sound

Listen to the audio. Drag the correct graphemes to make the word.


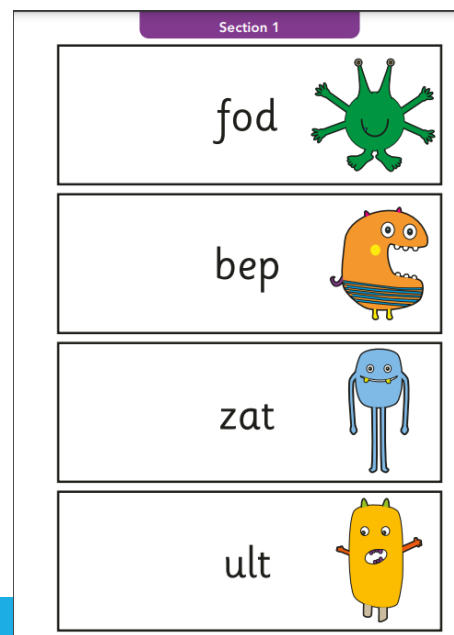
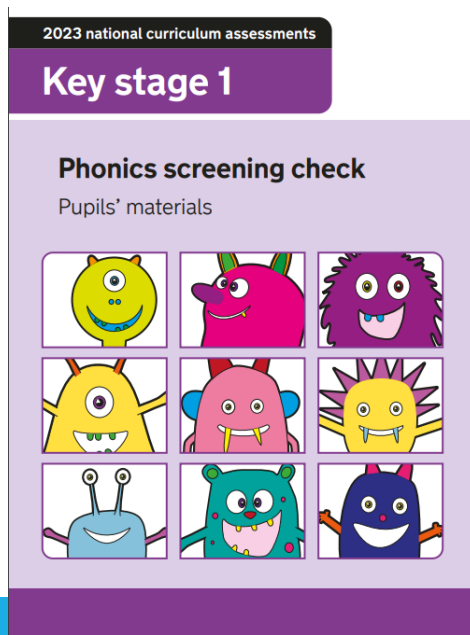
▶▶ p ▶▶ a ▶▶ ck

▶▶ i ▶▶ s ▶▶ n



# Phonics Screening Test

- In Year One, children complete the Phonics screening. This is 40 words which need to be decoded. Some are real and some are not real. The pass mark is usually 32.
- Research is starting to show that children who do not pass their phonics screening often fail their KS<sub>1</sub> Reading SATs and continue to remain below in KS<sub>2</sub>.



# Preparing for the Phonics Screening in School

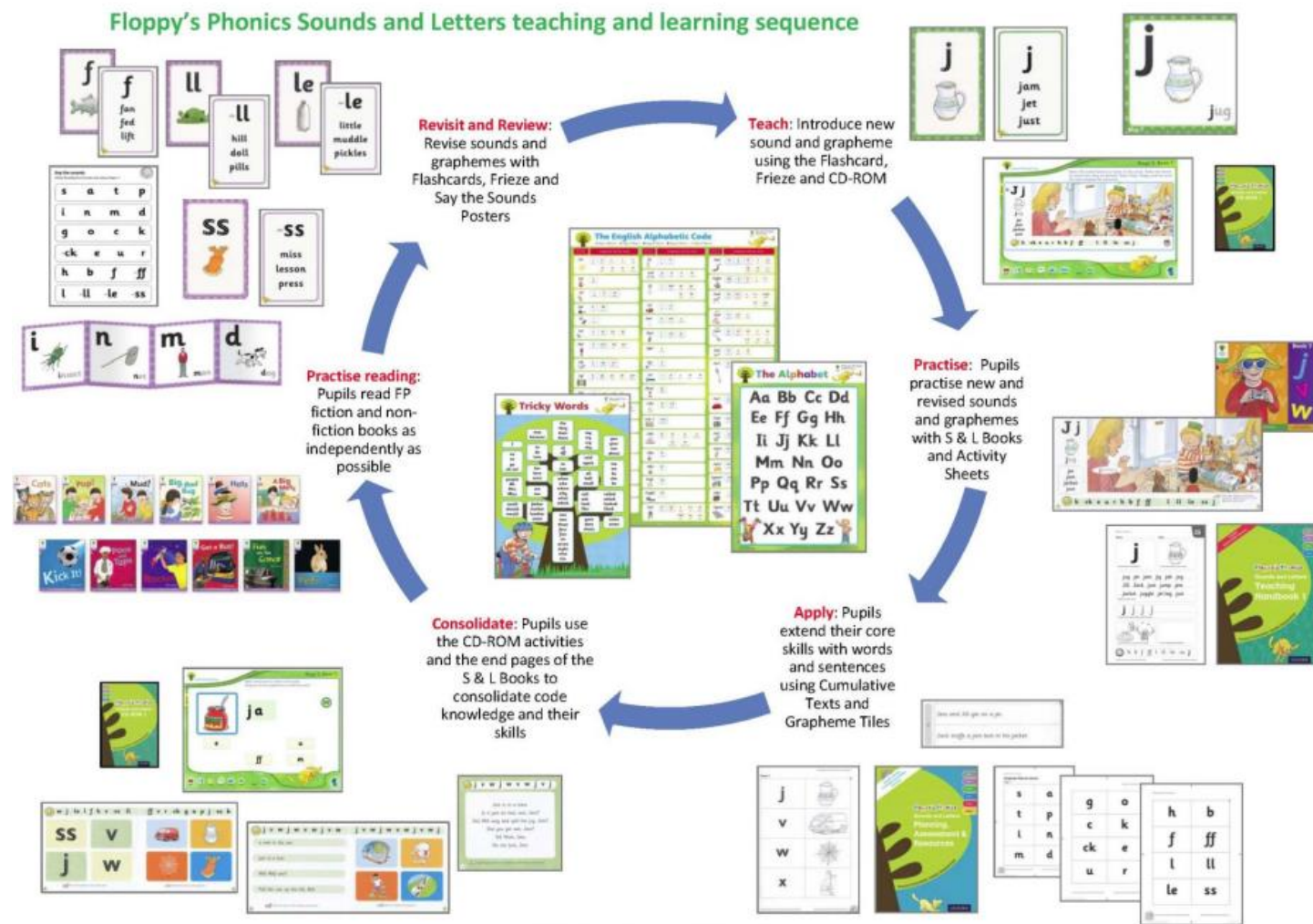
- Daily phonics lessons – following Floppy Phonics scheme.
- Revisit and practice sounds in all phonics lessons.
- Separate reading lesson for children to apply phonics knowledge.
- Reading 1-to-1 with an adult twice a week.
- Half termly phonics assessments
- Phonics display with all the sounds taught
- Address gaps during worship / morning work



# What is Floppy's Phonic?

- Floppy phonics is a rigorous, synthetic phonics teaching programme that supports children's success in reading and writing, validated by the Department for Education.
- A systematic and structured approach with built-in consolidation and revision to ensure every child succeeds.
- **Matches their Oxford Reading Tree books** they bring home, featuring the recurring characters of Biff, Chip and Kipper to engage children from the outset.
- Provides a range of resources for each sound to support phonics teaching such as displays, flashcards, activity sheets, videos with actions, and interactive games on Smart board.

# What a Floppy's Phonic lesson looks like



# How can I help my child at home?

- Listen to your child read their Oxford Reading Tree books every day.
- Play phonics games – you will receive a pack with details on how to play different phonics games.
- Use pure sounds, not letter names. See videos on school website to hear the pure sounds.
- Read the words in their homework books. They read the words independently first and then you read it with them, adult highlights a word when they read a word correctly.
- Read stories to your child every day (modelling).




# Fun Phonics Ideas

- Write words / sounds with chalk outside
- Sound dice
- Treasure hunt – find the words / sounds hidden.
- What's in the box?
- Board game
- Balloon toss
- Stepping stones / Puddle jumping
- Bingo
- Countdown

You will receive a phonics pack going home today with instructions on how to play different phonics games.

# Fun Phonics Ideas



# Phonics activities available online

- <https://www.teachyourmonster.org/>
- <https://ictgames.com/phonicsPop/index.html>
- <https://www.topmarks.co.uk/phonics/balloon-phonics-cvc-game>
- <https://ictgames.com/mobilePage/teachET/index.html>
- <https://www.phonicsplay.co.uk/resources>